

HERE'S YOUR CLAIM TO FAME !





SHEWALKAR ARCADE

SONI BUDDY

Gift Shop

Capri

ehewalkar
ARCADE



Shewalkar Developers Limited is one of Central India's leading realty developers. In this industry for over 25 years, Shewalkar Developers Limited today command a reputation like no other. Known for innovativeness, cordial attitude, trustworthiness and high professionalism, the company sets new standards by providing high quality and superior facilities and amenities, in place of routine A grade specifications.

Through outstanding work, Shewalkar Developers Limited have always lived up to the expectations of customers by providing customized solutions & matching it with high quality constructions. With Shewalkar Arcade, the company pledges to further entrench its brand through their three pillars of success – Commitment, Planning & Diligence.

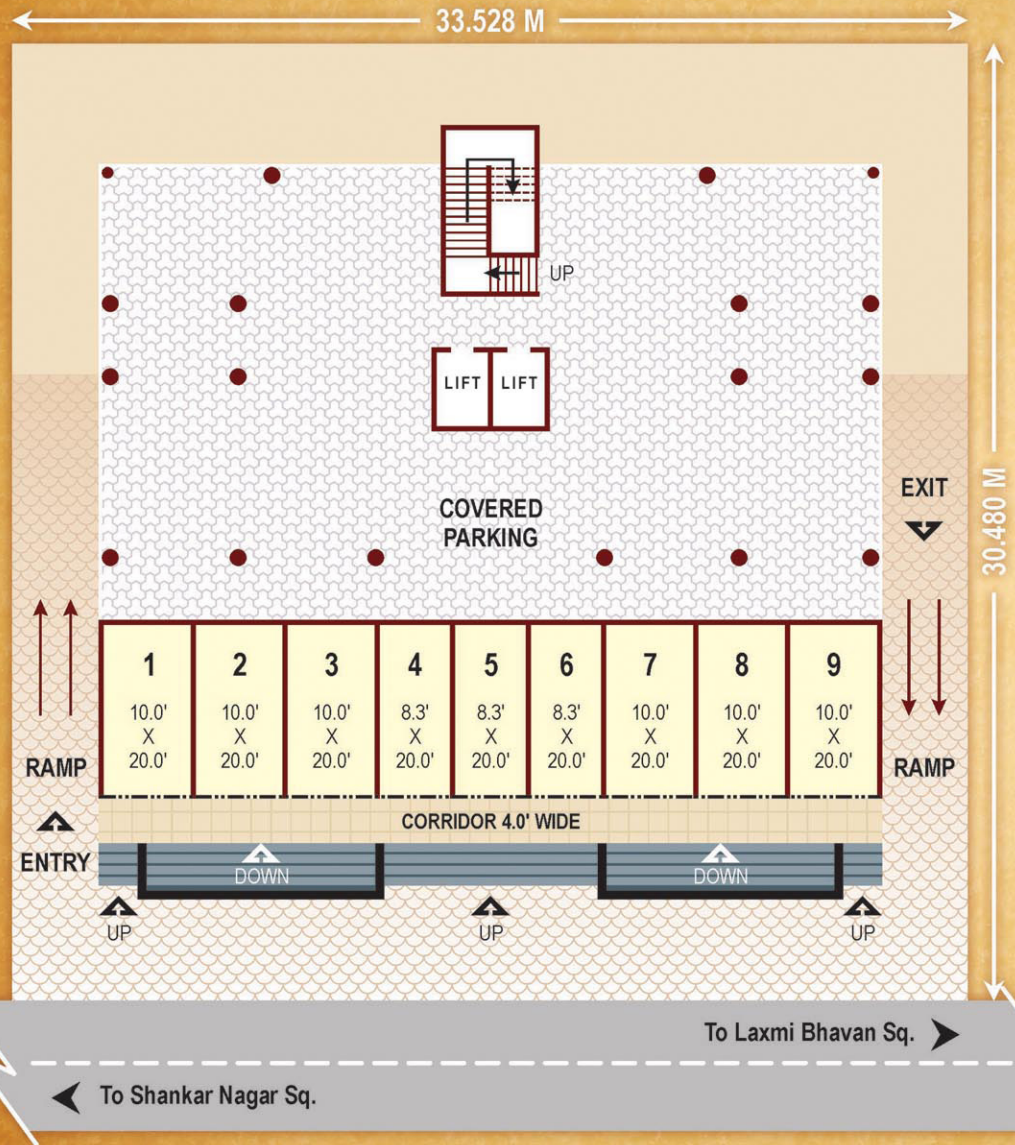


Situated at the heart of Premium Business District of West Nagpur, Shewalkar Arcade is a 'perfect setting'. It comprises of spacious shops with hi-tech amenities. The building has wide passages & common areas and a separate Atrium for customers.

With attention to details such as toilets, water coolers , a D.G set to ensure non-stop power, Shewalkar Arcade boasts of a two passenger lifts and an ample parking area in the basement.

With such world-class facilities on offer, Shewalkar Arcade is sure to become an address one would want to have on their visiting cards.

LOWER GROUND FLOOR



LOWER GROUND FLOOR

| SHOP NO. | SIZE | AREA |
|----------|---------------|--------|
| 1 | 10.0' X 20.0' | 279.00 |
| 2 | 10.0' X 20.0' | 272.00 |
| 3 | 10.0' X 20.0' | 272.00 |
| 4 | 08.3' X 20.0' | 224.00 |
| 5 | 08.3' X 20.0' | 224.00 |
| 6 | 08.3' X 20.0' | 224.00 |
| 7 | 10.0' X 20.0' | 272.00 |
| 8 | 10.0' X 20.0' | 272.00 |
| 9 | 10.0' X 20.0' | 279.00 |





UPPER GROUND FLOOR

| SHOP NO. | SIZE | AREA |
|----------|---------------|--------|
| 1 | 08.9' X 17.0' | 195.00 |
| 2 | 08.9' X 17.0' | 201.00 |
| 3 | 08.4' X 17.0' | 190.00 |
| 3A | 05.3' X 17.0' | 119.00 |
| 4 | 05.3' X 17.0' | 119.00 |
| 5 | 08.4' X 17.0' | 190.00 |
| 6 | 08.9' X 17.0' | 201.00 |
| 7 | 08.9' X 17.0' | 195.00 |
| 8 | 15.0' X 10.3' | 205.00 |
| 9 | 17.2' X 10.3' | 232.00 |
| 10 | 17.2' X 10.3' | 232.00 |
| 11 | 15.0' X 10.3' | 205.00 |
| 12 | 15.0' X 10.0' | 201.00 |
| 13 | 17.2' X 10.0' | 222.00 |
| 14 | 17.2' X 10.0' | 222.00 |
| 15 | 15.0' X 10.0' | 201.00 |
| 16 | 15.0' X 10.0' | 201.00 |
| 17 | 12.0' X 10.0' | 161.00 |
| 18 | 12.0' X 10.0' | 161.00 |
| 19 | 15.0' X 10.0' | 201.00 |
| 20 | 15.0' X 08.5' | 168.00 |
| 21 | 12.0' X 08.5' | 133.00 |
| 22 | 12.0' X 08.5' | 133.00 |
| 23 | 15.0' X 08.5' | 168.00 |
| 24 | 09.5' X 10.0' | 133.00 |
| 25 | 09.5' X 10.0' | 130.00 |
| 26 | 09.5' X 10.0' | 130.00 |
| 27 | 09.5' X 10.0' | 133.00 |
| 28 | 09.5' X 10.0' | 133.00 |
| 29 | 09.5' X 10.0' | 133.00 |





FIRST FLOOR

| SHOP NO. | SIZE | AREA |
|----------|---------------|--------|
| 1 | 10.6' X 23.0' | 312.00 |
| 2 | 10.6' X 23.0' | 320.00 |
| 3 | 10.6' X 17.5' | 236.00 |
| 3A | 10.6' X 05.0' | 080.00 |
| 4 | 10.6' X 23.0' | 312.00 |
| 5 | 10.6' X 23.0' | 320.00 |
| 6 | 10.6' X 23.0' | 312.00 |
| 7 | 16.5' X 10.3' | 224.00 |
| 8 | 15.5' X 10.3' | 211.00 |
| 9 | 15.5' X 10.3' | 211.00 |
| 10 | 16.5' X 10.3' | 224.00 |
| 11 | 16.5' X 10.0' | 219.00 |
| 12 | 15.5' X 10.0' | 206.00 |
| 13 | 15.5' X 10.0' | 206.00 |
| 14 | 16.5' X 10.0' | 219.00 |
| 15 | 16.5' X 10.0' | 219.00 |
| 16 | 15.5' X 10.0' | 206.00 |
| 17 | 15.5' X 10.0' | 206.00 |
| 18 | 16.5' X 10.0' | 219.00 |
| 19 | 16.5' X 08.7' | 184.00 |
| 20 | 15.5' X 08.7' | 173.00 |
| 21 | 15.5' X 08.7' | 173.00 |
| 22 | 16.5' X 08.7' | 184.00 |
| 23 | 09.5' X 10.0' | 133.00 |
| 24 | 09.5' X 10.0' | 130.00 |
| 25 | 09.5' X 10.0' | 130.00 |
| 26 | 09.5' X 10.0' | 133.00 |
| 27 | 09.5' X 10.0' | 133.00 |
| 28 | 09.5' X 10.0' | 133.00 |

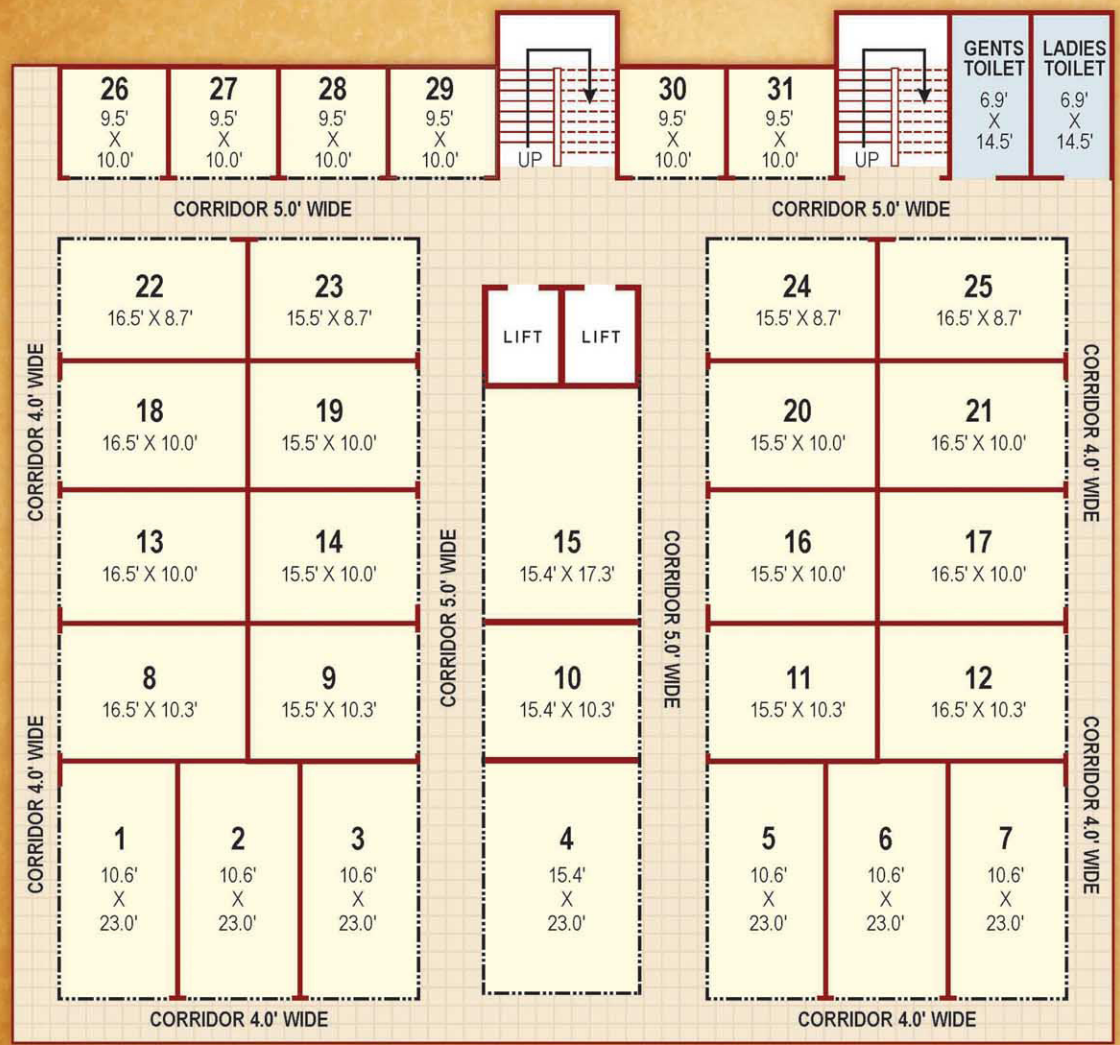
FIRST FLOOR



SECOND FLOOR

| SHOP NO. | SIZE | AREA |
|----------|---------------|--------|
| 1 | 10.6' X 23.0' | 312.00 |
| 2 | 10.6' X 23.0' | 320.00 |
| 3 | 10.6' X 23.0' | 312.00 |
| 4 | 15.4' X 23.0' | 389.00 |
| 5 | 10.6' X 23.0' | 312.00 |
| 6 | 10.6' X 23.0' | 320.00 |
| 7 | 10.6' X 23.0' | 312.00 |
| 8 | 9.11' X 10.3' | 131.00 |
| 9 | 23.2' X 10.3' | 312.00 |
| 10 | 15.4' X 10.3' | 179.00 |
| 11 | 15.5' X 10.3' | 211.00 |
| 12 | 16.5' X 10.3' | 224.00 |
| 13 | 16.5' X 10.0' | 219.00 |
| 14 | 15.5' X 10.0' | 206.00 |
| 15 | 15.4' X 17.0' | 295.00 |
| 16 | 15.5' X 10.0' | 206.00 |
| 17 | 16.5' X 10.0' | 219.00 |
| 18 | 16.5' X 10.0' | 219.00 |
| 19 | 15.5' X 10.0' | 206.00 |
| 20 | 15.5' X 10.0' | 206.00 |
| 21 | 16.5' X 10.0' | 219.00 |
| 22 | 16.5' X 8.7' | 184.00 |
| 23 | 15.5' X 8.7' | 173.00 |
| 24 | 15.5' X 8.7' | 173.00 |
| 25 | 16.5' X 8.7' | 184.00 |
| 26 | 9.5' X 10.0' | 133.00 |
| 27 | 9.5' X 10.0' | 130.00 |
| 28 | 9.5' X 10.0' | 130.00 |
| 29 | 9.5' X 10.0' | 133.00 |
| 30 | 9.5' X 10.0' | 133.00 |
| 31 | 9.5' X 10.0' | 133.00 |





THIRD & FOURTH FLOOR

| SHOP NO. | SIZE | AREA |
|----------|---------------|--------|
| 1 | 10.6' X 23.0' | 312.00 |
| 2 | 10.6' X 23.0' | 320.00 |
| 3 | 10.6' X 23.0' | 312.00 |
| 4 | 15.4' X 23.0' | 389.00 |
| 5 | 10.6' X 23.0' | 312.00 |
| 6 | 10.6' X 23.0' | 320.00 |
| 7 | 10.6' X 23.0' | 312.00 |
| 8 | 16.5' X 10.3' | 224.00 |
| 9 | 15.5' X 10.3' | 211.00 |
| 10 | 15.4' X 10.3' | 179.00 |
| 11 | 15.5' X 10.3' | 211.00 |
| 12 | 16.5' X 10.3' | 224.00 |
| 13 | 16.5' X 10.0' | 219.00 |
| 14 | 15.5' X 10.0' | 206.00 |
| 15 | 15.4' X 17.0' | 295.00 |
| 16 | 15.5' X 10.0' | 206.00 |
| 17 | 16.5' X 10.0' | 219.00 |
| 18 | 16.5' X 10.0' | 219.00 |
| 19 | 15.5' X 10.0' | 206.00 |
| 20 | 15.5' X 10.0' | 206.00 |
| 21 | 16.5' X 10.0' | 219.00 |
| 22 | 16.5' X 08.7' | 184.00 |
| 23 | 15.5' X 08.7' | 173.00 |
| 24 | 15.5' X 08.7' | 173.00 |
| 25 | 16.5' X 08.7' | 184.00 |
| 26 | 09.5' X 10.0' | 133.00 |
| 27 | 09.5' X 10.0' | 130.00 |
| 28 | 09.5' X 10.0' | 130.00 |
| 29 | 09.5' X 10.0' | 133.00 |
| 30 | 09.5' X 10.0' | 133.00 |
| 31 | 09.5' X 10.0' | 133.00 |





SALIENT FEATURES

- Located at Laxmi Bhavan Square, the heart of Premium Business District of West Nagpur.
- Toilet & Water Coolers on each floor.
- Hi-tech Fire-fighting & security arrangements.
- Power back up by D.C Generator for common lighting & lifts.
- Spacious parking.
- Two lifts with power back up.

SPECIFICATIONS

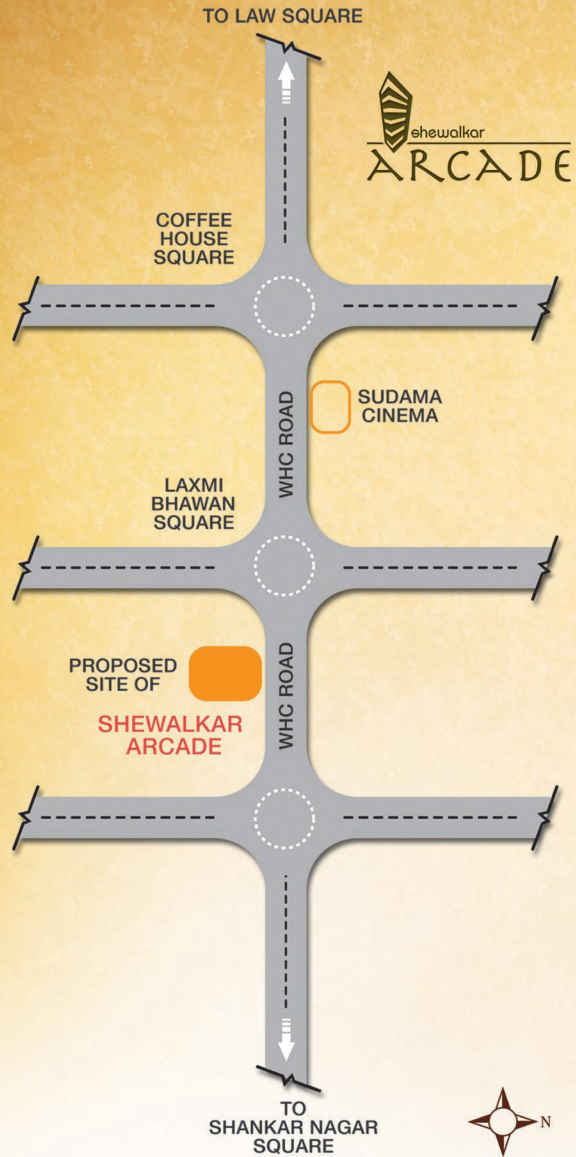
- RCC framed structure with 10 ft. floor height.
- 6" thick BBM Wall.
- Smooth surface finishes & oil bound Distemper for all walls.
- Concealed wiring.
- Separate Electric Meter for each shop/office.
- Wide passages within complex and spacious common areas.
- Kota stone flooring for shops and corridors.

Note : The prices are not inclusive of stamp duty, registration fees, service tax, VAT and expenditure on electric and water connection.

shewalkar
ARCADE



LOCATION MAP



shewalkar
developers limited

Laxmi Bhawan Square, W.H.C. Road, Dharampeth,
Nagpur-440 010. Tel. : 2543807, 2543785, 2531777.
Fax : +91-712-2538129. e-mail : info@shewalkars.com

Architect : Komal Kathed | DCON Architecture Studio | 9226792947